



Reading
30 minutes

Good Morning Peacock Class!

These guys are almost as intelligent as us...


Dolphins

Dolphins are warm blooded marine animals. They are mammals like us. Dolphins live in the water but they breathe air through a blowhole on the top of their head. There are between 30 and 40 species of dolphins.

Male dolphins are called bulls. Female dolphins are called cows. A baby dolphin is called a calf. Dolphins are meat-eaters (carnivores). They eat fish and squid.

Dolphins are very playful, curious and intelligent. They live in family groups called pods. They sleep by resting one half of their brain at a time so that one eye is always open. This lets them

rise to the top of the water to breathe and see predators. Dolphins use a type of sonar to find objects. They make clicking sounds and listen for an echo.



Questions

1. What is a male dolphin called?
2. How do dolphins breathe?
3. Why do dolphins sleep with one eye open?
4. Why do dolphins making clicking sounds?
5. What is a pod?

GPS warm-up
10 minutes

These are your 10 spellings for the week - We are going to focus on homophones...

Homophones

Homophones are words that are pronounced the same, but have different meanings and spellings.

nose
Your **nose** is the part of your face used for breathing and smelling.

knows
To **know** something means to be aware of it.



<https://www.bbc.co.uk/bitesize/topics/zqhp2p/articles/zc84cwx>

dessert, heal, male, guest, father, knight,
stationary, knows, bear, heard

Using commas after introductions:

Commas After Introductions

Adverbial phrases tell you where, when, how or how often something happens. Use a comma after an adverbial phrase at the beginning of a sentence.

On my birthday, we went out for lunch.

1 Add commas in the correct places in the sentences below.

As quietly as possible James crept downstairs.

Very quickly Emily jumped out of bed.

In ten years' time my parents will be sixty.

Earlier today my teacher gave me detention.

In a very silly way Jack skipped across the yard.

In the kitchen there's a present for you.

2 Put a tick next to the sentences which use commas correctly and put a cross next to the ones that don't use them correctly.

Before dawn, everything is very peaceful.

In Italy pizza and pasta, are very popular foods.

As quickly as possible, he packed his bags.

Under the new rules, we can't wear jewellery to school.

Last week the boys, won the football match.

Rewrite the incorrect sentences with commas in the right places.

Writing
30 minutes



Today in English, we are going to complete a mini writing challenge! Try to use commas after introductions.

Writing Challenge Cards

Write a story using this as the first sentence: I crept carefully into the cellar and realised that there was something down there, waiting for me.

Think about:

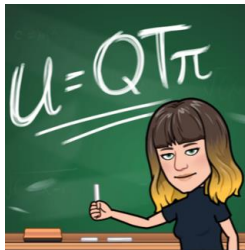
- what was in your cellar;
- whether it is good or evil;
- how it got into your cellar and why.

Check:

- capital letters and full stops;
- if it all makes sense;
- you have written in just the first or third person.



Arithmetic
10 minutes




This week we are really going to focus on our times tables - building up accuracy and speed. You will find a times table challenge for each day of the week in the Year 5 Home Learning Portal. Make sure you time yourself each day.

Did you get a quicker time today?

Maths
30 minutes

Percentages as fractions and decimals

Percentages as fractions and decimals



$$\frac{50}{100} = \frac{5}{10} \text{ or } 0.5 \text{ as a decimal.}$$

Watch Week 2 Lesson 4 and complete the activity.

You will also find the activity on the Year 5 Home Learning Portal

<https://whiterosemaths.com/homelearning/year-5/>

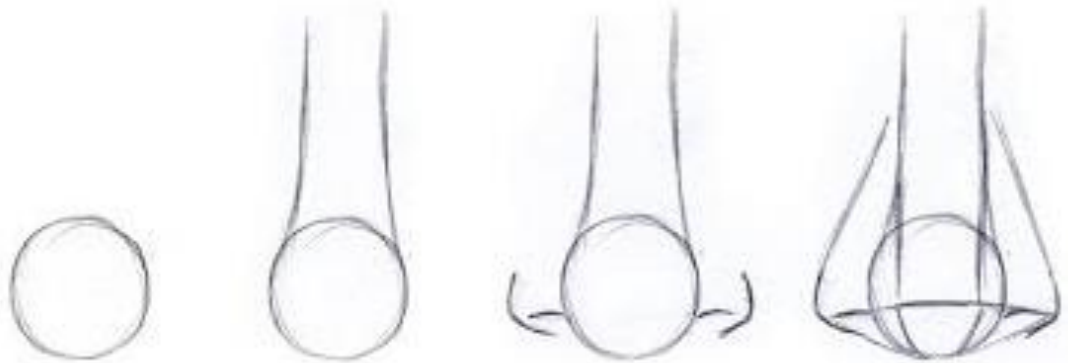
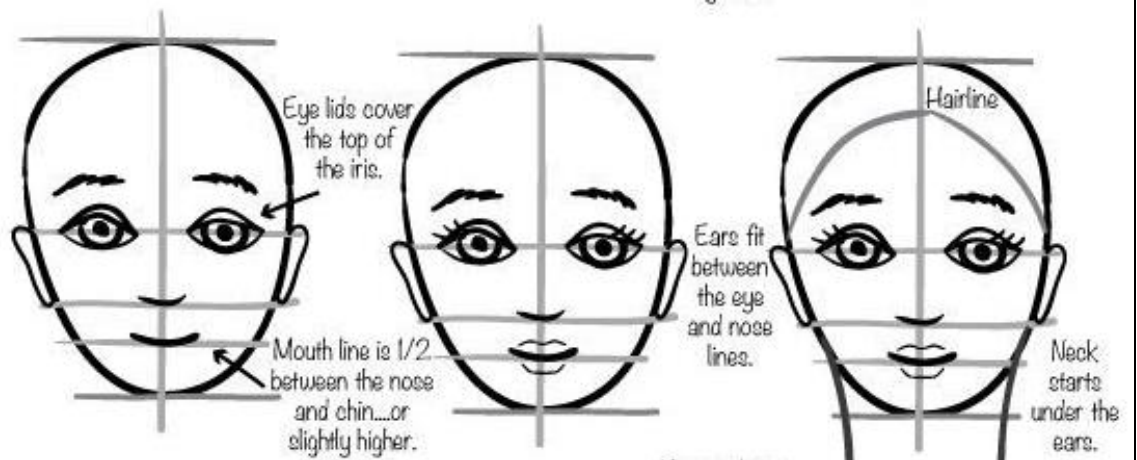
Enquiry/Project work
30 minutes



This week's topic is Art

We are going to work on our drawing and sketching skills...

<https://www.youtube.com/watch?v=s3TikVkJFow>

Today we are going to really focus on our shading. **We are going to focus on the nose and mouth.**





Take Care!



