



Reading
30 minutes

Good Morning Peacock Class! Welcome to your final Learning Pack of the week. I am loving the work you are sending me.

I wonder if anyone will collect all the Home Learning Certificates, stars and stickers that are available...



Today we are going to revisit 2 texts that you have already read this week...

Dinosaurs



Dinosaurs were a type of prehistoric reptile. Dinosaurs lived many millions of years ago. The term dinosaur means 'terrible lizard'.

The largest dinosaurs were up to 100 feet long, and up to 50 feet tall. The smallest were only about the size of chickens. Most dinosaurs were plant-eaters (herbivores). Only some were meat-eaters (carnivores).

Tyrannosaurus Rex was a large meat-eating dinosaur. Tyrannosaurus Rex walked on two strong legs. It had a huge head, large jaw, tiny arms and bird-like feet. Each foot had a set of very sharp claws.

Dinosaurs became extinct about 65 million years ago. Scientists are not sure how the dinosaurs died out. They think that an asteroid hit the Earth. The asteroid was so big that this changed the climate very quickly and the dinosaurs could not adapt fast enough.



Dolphins

Dolphins are warm blooded marine animals. They are mammals like us. Dolphins live in the water but they breathe air through a blowhole on the top of their head. There are between 30 and 40 species of dolphins.

Male dolphins are called bulls. Female dolphins are called cows. A baby dolphin is called a calf. Dolphins are meat-eaters (carnivores). They eat fish and squid.

Dolphins are very playful, curious and intelligent. They live in family groups called pods. They sleep by resting one half of their brain at a time so that one eye is always open. This lets them

rise to the top of the water to breathe and see predators. Dolphins use a type of sonar to find objects. They make clicking sounds and listen for an echo.



Reading Challenge: **Choose 1 question to answer in depth (3 marks)**

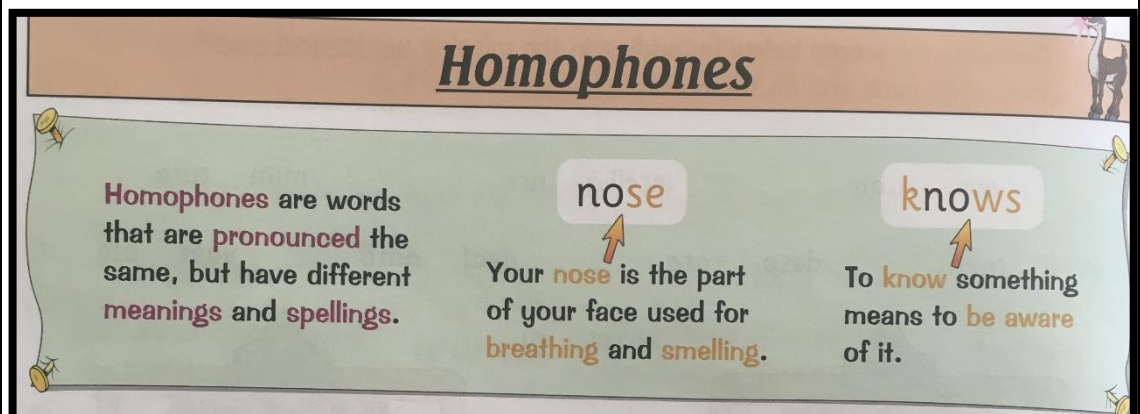
Question 1: Explain why dolphins are intelligent animals.

Question 2: Would a dinosaur make a good pet? Why?

Remember: Point, Evidence and Explanation!

GPS warm-up
10 minutes

Instead of a spelling test and a GPS task this week, I would like you to create a poster helping children understand the meaning behind different homophones and how to spell them correctly:



Homophones

Homophones are words that are pronounced the same, but have different meanings and spellings.


nose
Your **nose** is the part of your face used for breathing and smelling.

knows
To **know** something means to be aware of it.

For example:



De**SS**ert = Desserts are full of **S**weets and **S**ugar!



De**S**ert = A desert is full of **S**and.

Writing
30 minutes



Today in English, try to use everything we have learnt this week.

- Correctly spelt homophones.
- Commas for lists.
- Commas after subordinating clauses.
- Commas after introductions.

You can either use the writing challenge below OR you can click on the link and write a recount based on the video.

<https://www.youtube.com/watch?v=KrMI32cuC2A> –

Chris Malinchak - So Good To Me (Official Video)

This is also one of Miss Kiely's favourite songs, and it always makes her feel happy! ☺

Writing Challenge Cards

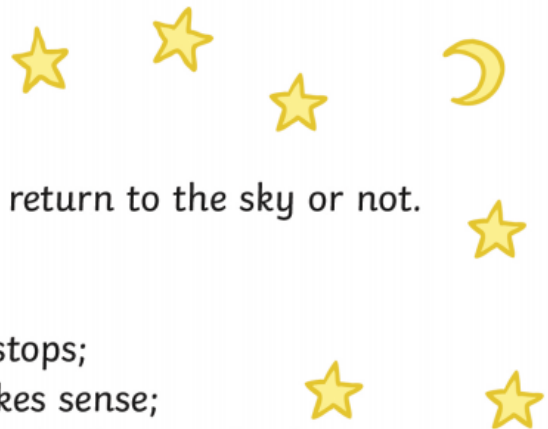
Write a story using this title: The day the stars fell.

Think about:

- why they fell;
- who saw it first;
- if the stars managed to return to the sky or not.

Check:

- capital letters and full stops;
- that every sentence makes sense;
- you have written in just the first or third person.



twinkl.co.uk

Arithmetic
10 minutes



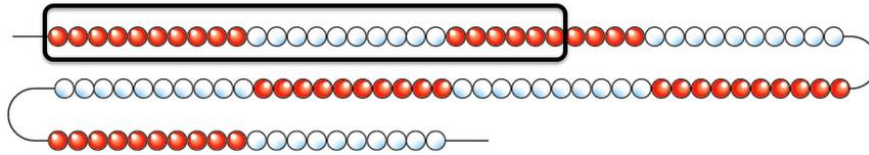
This week we are really going to focus on our times tables - building up accuracy and speed. You will find a times table challenge for each day of the week in the Year 5 Home Learning Portal. Make sure you time yourself each day.

Did you get a quicker time today?

Maths
30 minutes

Equivalent fractions, decimals and percentages.

Equivalent F.D.P



26 out of 100 beads are circled.

$$\frac{26}{100} \text{ of the bead string is circled} = 0.26$$

Watch Week 2 Lesson 5 and complete the activity.

You will also find the activity on the Year 5 Home Learning Portal

<https://whiterosemaths.com/homelearning/year-5/>

Enquiry/Project work
30 minutes

This week's topic is Art

We are going to work on our drawing and sketching skills...

<https://www.youtube.com/watch?v=s3TikcVkFow>

Today we are going to complete our portrait. **We will focus on the eye brows, and adding in extra detail like glasses or hair style.**



Have a lovely weekend Peacock Class!



